

Administration

- [Getting Started with Dark Chat](#)
- [Channels](#)
- [Users](#)
- [Discord Webhooks](#)

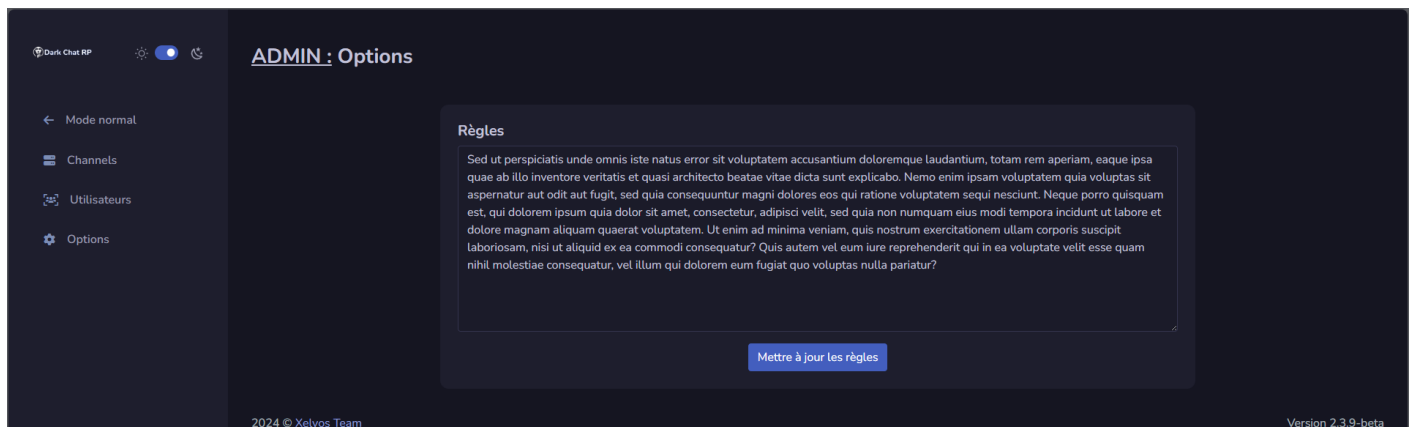
Getting Started with Dark Chat

Accessing the Administration Panel

- The Dark Chat administration panel is accessible via the URL: **/admin**.

Setting the Rules

- Visit the URL **/admin/option** to write the rules for Dark Chat.
 - The rules must be written in **Markdown**, a format similar to the one used on Discord, allowing for simple and effective formatting.
 - These rules must be accepted by all Dark Chat users.



Retrieve the Application Image via URL

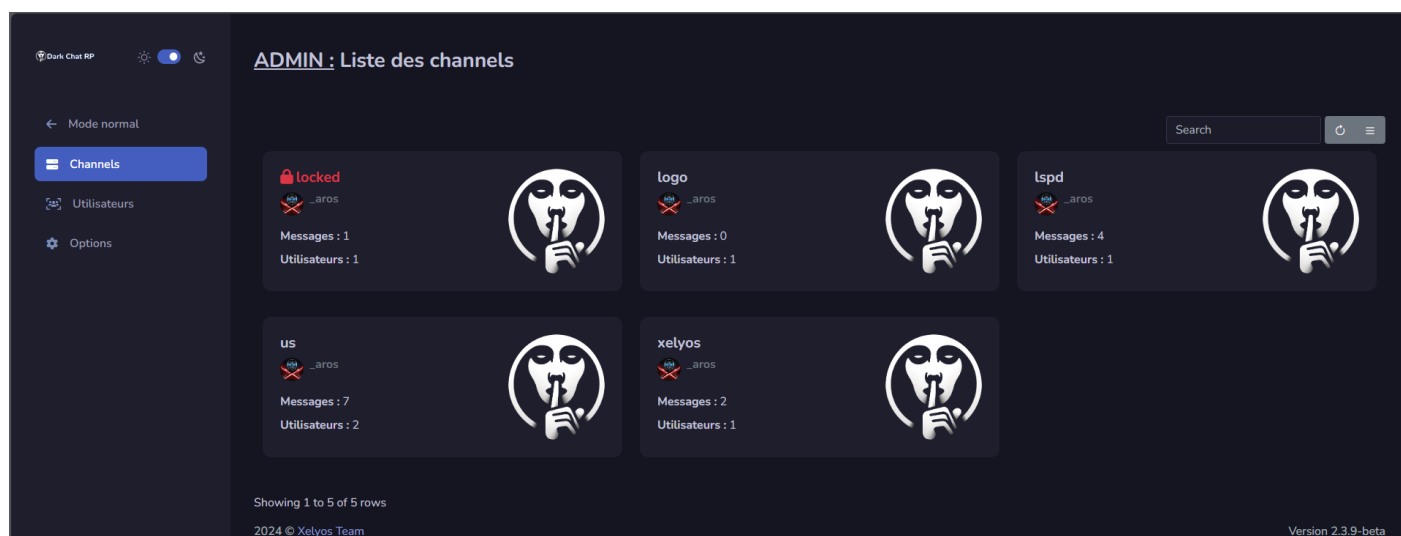
- Do you need the application's logo?
- You can simply use the following URLs:
 - **/logo**
 - **/logo.png**

Channels

Accessing Channel Management

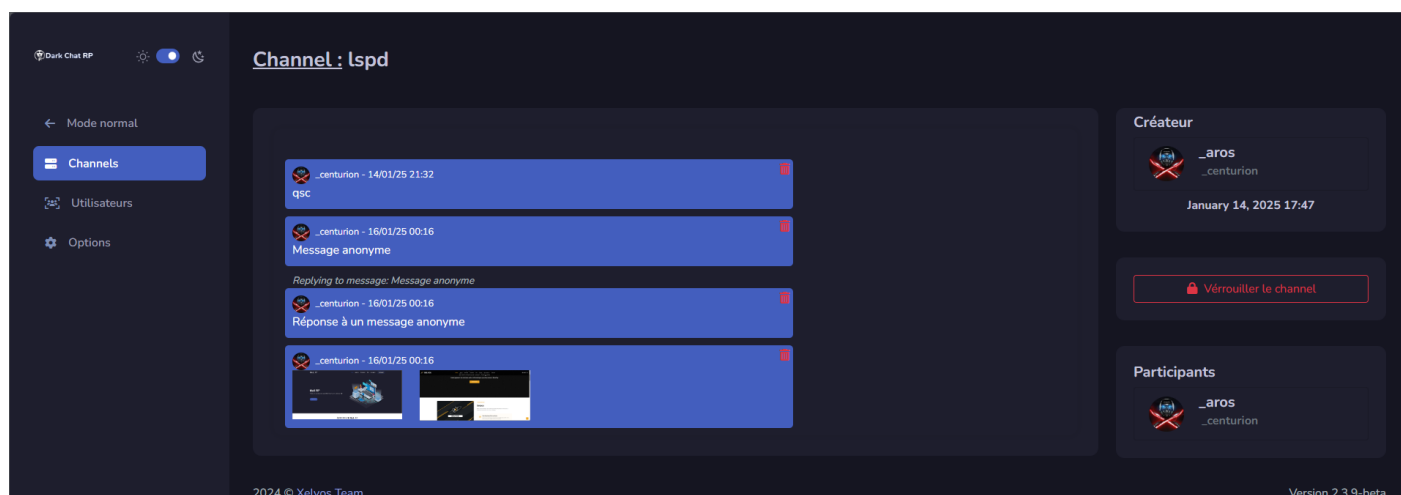
- The dedicated URL for managing channels is: **/admin/channel**

Key Features

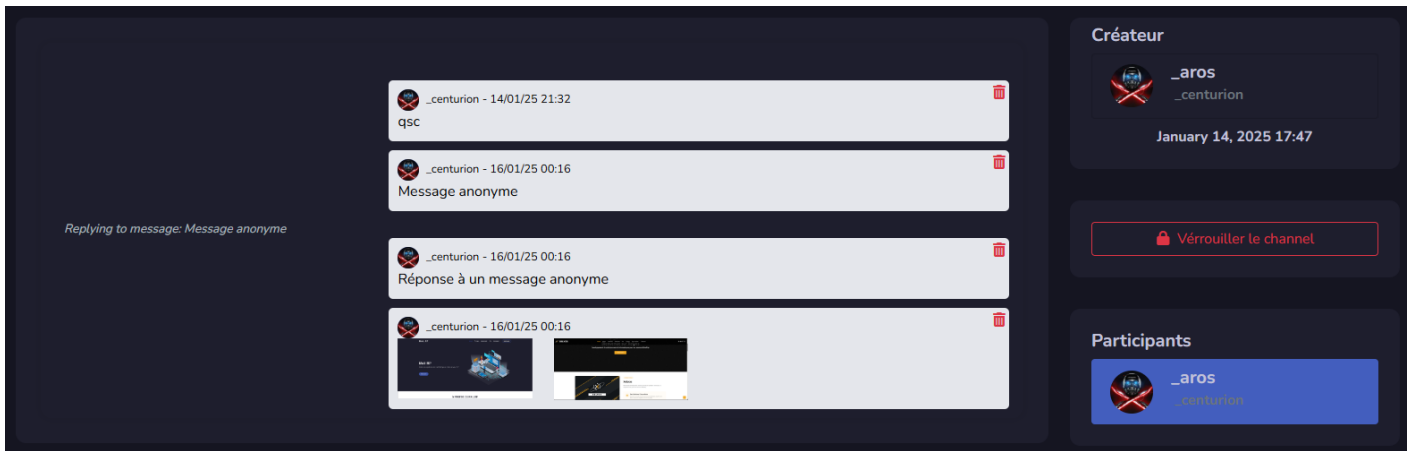


- Display the list of available channels.
- **Advanced Search** options:
 - By channel name.
 - By the Discord ID of the creator.
 - By the creator's username.

Channel Details



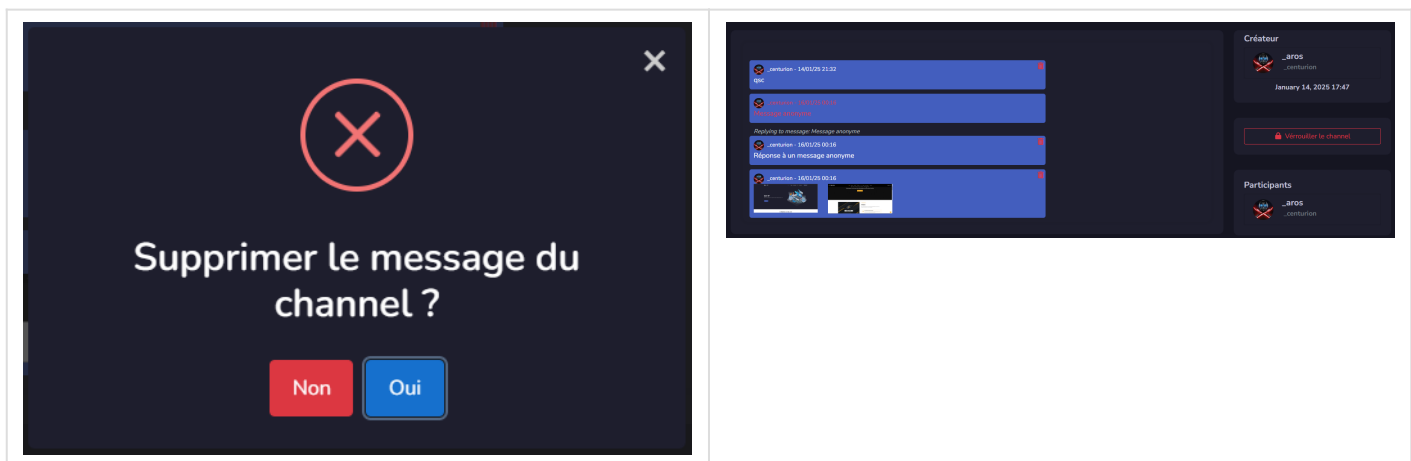
- Viewing the details of a channel provides the following information:
 - **List of messages sent**, including details about their authors.
 - **Channel creator** displayed on the right, along with a list of participants.
 - By clicking on a participant, you can view all the messages they have sent in that channel.



Administrative Actions

Delete a Message

- The message is removed from the channel but remains visible in the admin logs for traceability.



Lock or Unlock a Channel

- Once locked, users will no longer be able to access the channel.


The image is a screenshot of a web application interface for 'Dark Chat RP'. On the left is a dark sidebar with navigation links: 'Dark Chat RP' (with a logo), 'Rejoindre un channel', 'CHANNELS' (with a list icon and 'xelyos'), 'OPTIONS', 'Mon compte' (with a user icon), and 'Se déconnecter' (with a logout icon). The main area has a dark background. At the top, it says 'CHANNEL : lspd'. Below this is a large rectangular area containing a circular icon of a mask with a finger to the lips, surrounded by red and green digital glitch lines. Underneath the icon, the text 'QUELQUE CHOSE NE VAS PAS...' is displayed in white. At the very bottom, a footer contains '2024 © Xelyos Team' on the left and 'Version 2.3.9-beta' on the right.

Users

Accessing User Management

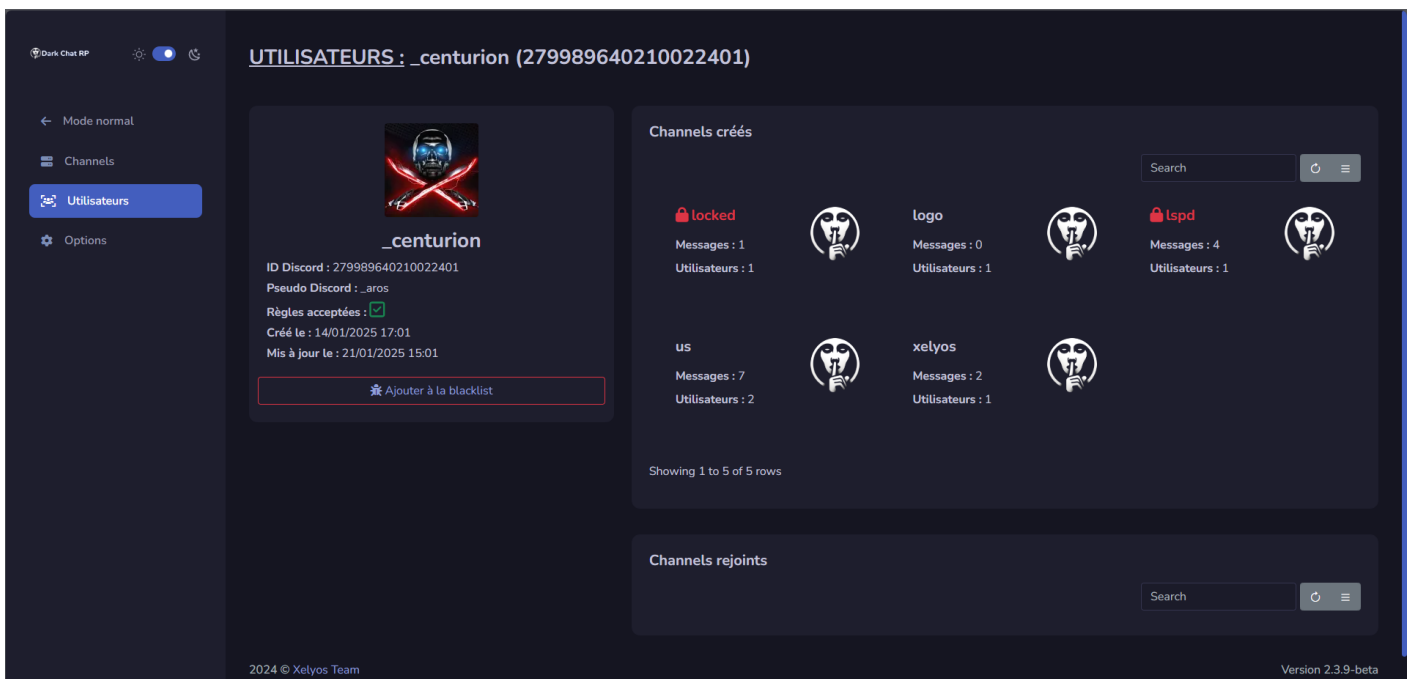
- The dedicated URL for managing users is: **/admin/user**

User Search



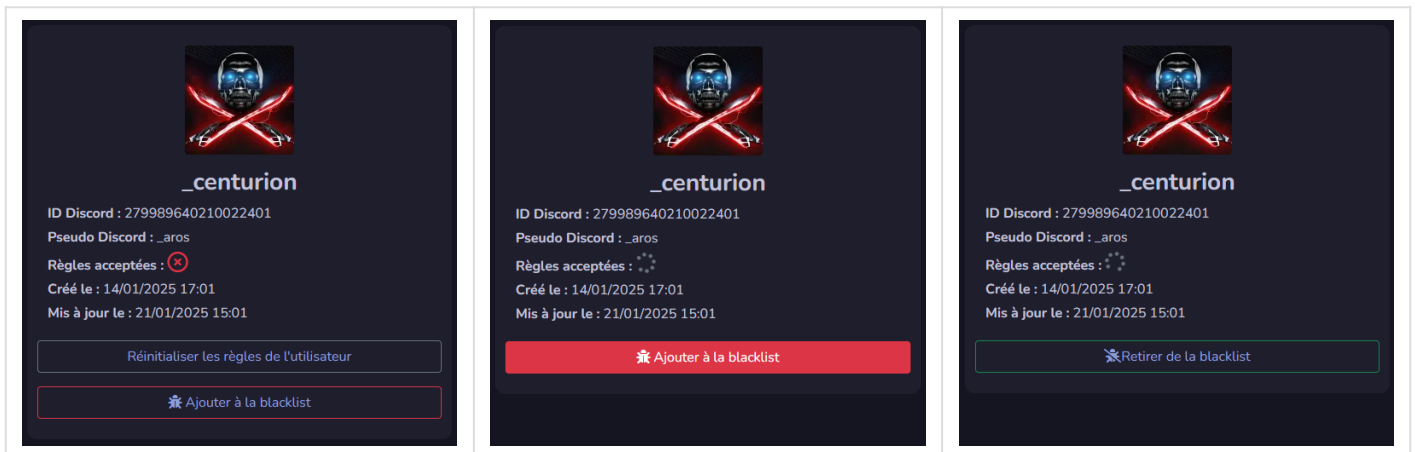
- You can search for users based on:
 - Their **Discord ID**.
 - Their **username**.

User Details



- On a user's page, the following information is displayed:
 - **Discord username.**
 - **User ID.**
 - **Status regarding the rules:** Have they accepted the rules?

Administrative Actions



1. Reset Rules

- If a user has refused the rules, manual intervention is required.
- Go to the user's page and click **Reset Rules** to allow them to accept the rules again.

2. Blacklist a User



- You can prevent a user from accessing Dark Chat by blacklisting them.

Associated Channels

- On the right side of the user's page, you will find:
 - A **list of channels created** by the user.
 - A **list of channels joined** by the user.
- Search functionality for these lists is the same as in the channel management section (by name, Discord ID, or creator's username).

Channels créés

Search



 locked

Messages : 1
Utilisateurs : 1



logo

Messages : 0
Utilisateurs : 1



 lspd

Messages : 4
Utilisateurs : 1



us

Messages : 7
Utilisateurs : 2



xelyos



Messages : 2
Utilisateurs : 1



Showing 1 to 5 of 5 rows

Channels rejoints

Search



Discord Webhooks

Dark Chat RP offers several Discord Webhooks to receive detailed logs about administrative and user actions. The available events are:

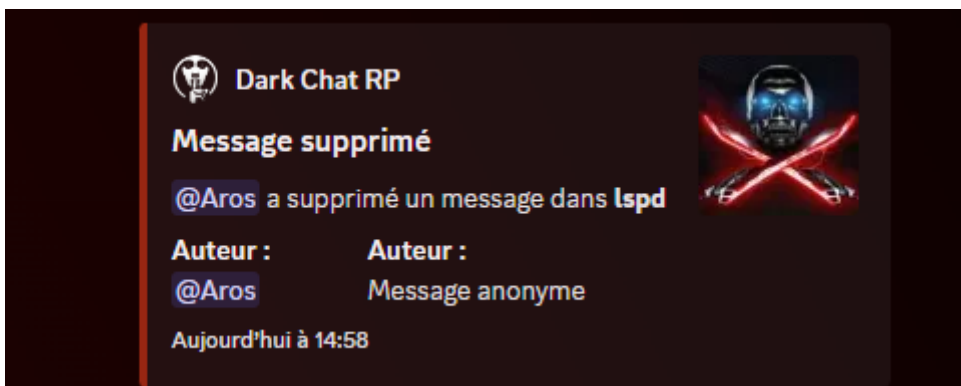
Channel Creation

- Logs the channel's ID and the creator's information.



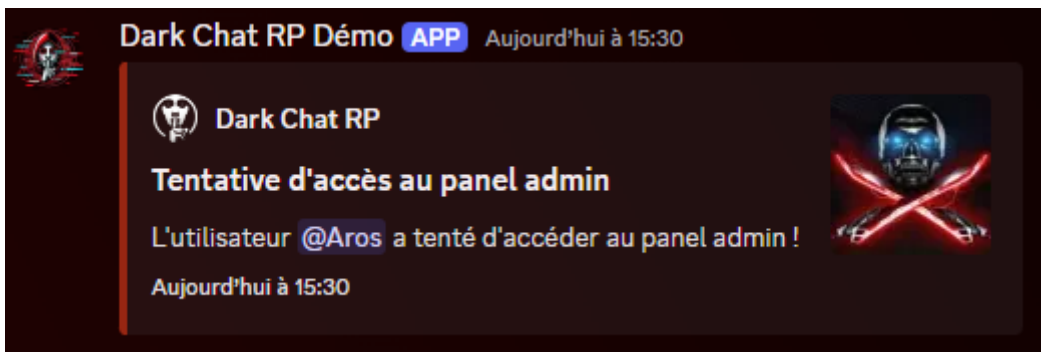
Message Deletion

- Logs the content of the deleted message, its author, and the channel it belonged to.



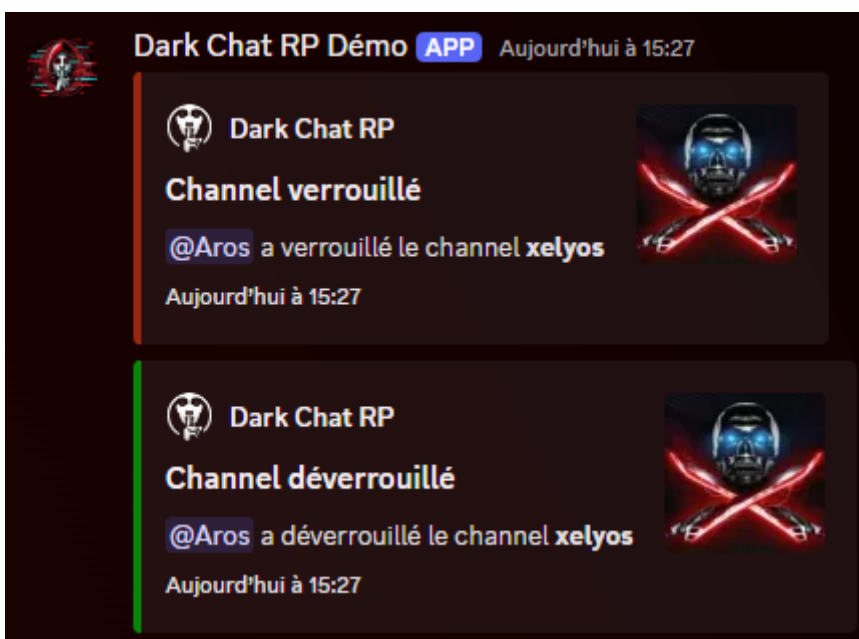
Admin Panel Access Attempt

- Records successful and failed attempts, including the user's ID.



Channel Locked/Unlocked

- Logs the channel's state (locked or unlocked) and the administrator who performed the action.



User Blacklisted or Unblacklisted

- Provides information about the affected user and the administrator who executed the action.



Dark Chat RP Démo **APP** Aujourd'hui à 15:27



Dark Chat RP

Utilisateur blacklisté

L'utilisateur @Aros a été blacklisté par : @Aros

Aujourd'hui à 15:27



Dark Chat RP

Utilisateur retiré de la blacklist

L'utilisateur @Aros a été retiré de la blacklist par : @Aros

Aujourd'hui à 15:27

