


Users

Accessing User Management

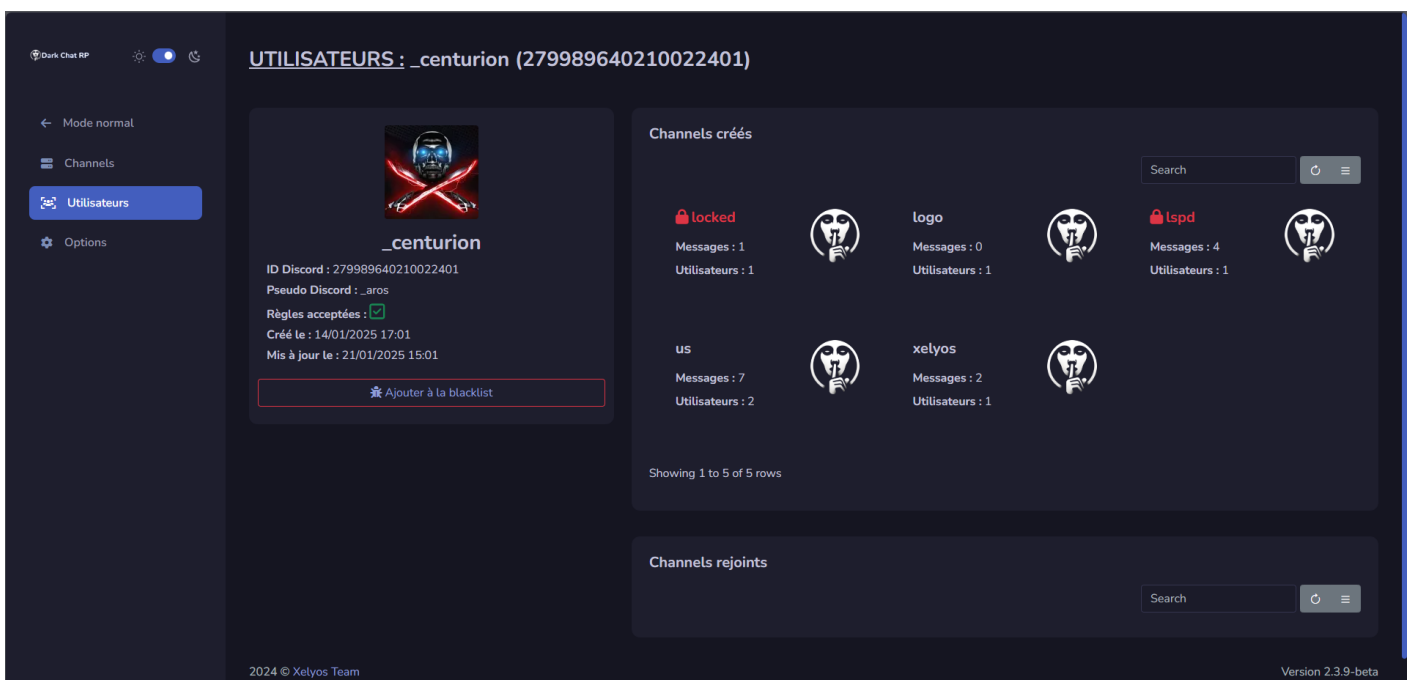
- The dedicated URL for managing users is: **/admin/user**

User Search



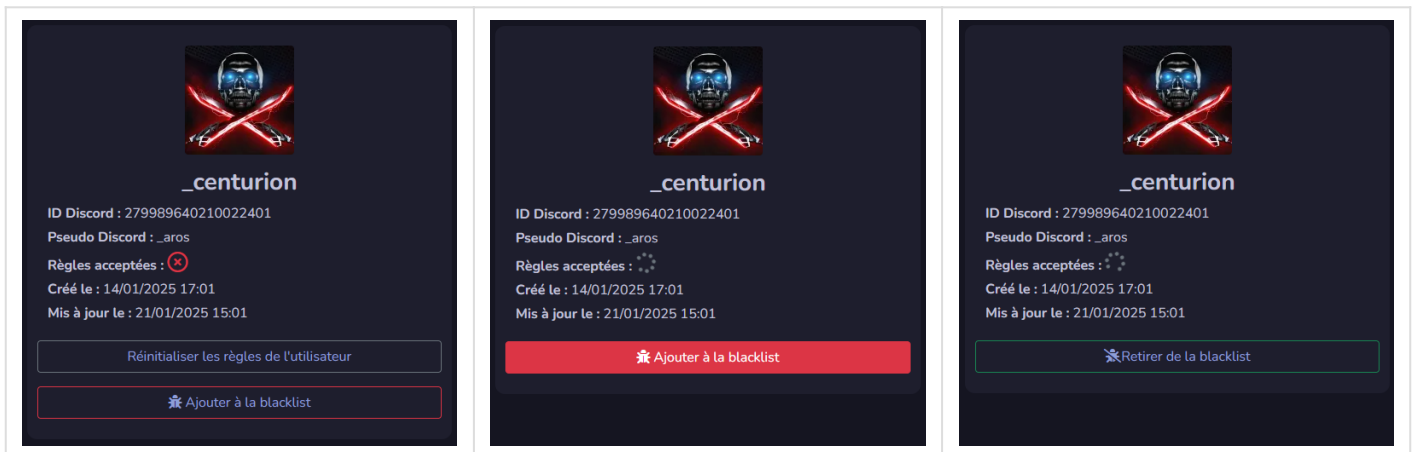
- You can search for users based on:
 - Their **Discord ID**.
 - Their **username**.

User Details



- On a user's page, the following information is displayed:
 - **Discord username.**
 - **User ID.**
 - **Status regarding the rules:** Have they accepted the rules?

Administrative Actions



1. Reset Rules

- If a user has refused the rules, manual intervention is required.
- Go to the user's page and click **Reset Rules** to allow them to accept the rules again.

2. Blacklist a User



- You can prevent a user from accessing Dark Chat by blacklisting them.

Associated Channels

- On the right side of the user's page, you will find:
 - A **list of channels created** by the user.
 - A **list of channels joined** by the user.
- Search functionality for these lists is the same as in the channel management section (by name, Discord ID, or creator's username).

Channels créés

Search



 locked

Messages : 1
Utilisateurs : 1



logo

Messages : 0
Utilisateurs : 1



 lspd

Messages : 4
Utilisateurs : 1



us

Messages : 7
Utilisateurs : 2



xelyos

Messages : 2
Utilisateurs : 1



Showing 1 to 5 of 5 rows

Channels rejoints

Search

